


SERVICE INFORMATION

Bulletin Nbr: 104-1586

Date:.....FEBRUARI 1995

Market: ALL

Mounting of holding tool for torque converter (part. No. 87 92 277)



D104-B603

Cars affected

Saab 900 M1994- with 4-cylinder engine and automatic transmission.

Background

The hole intended for mounting the holding tool (part No. 87 92 277) for the torque converter is missing on certain transmissions. This entails drilling a hole and cutting an M6 thread in it in order to mount the tool.

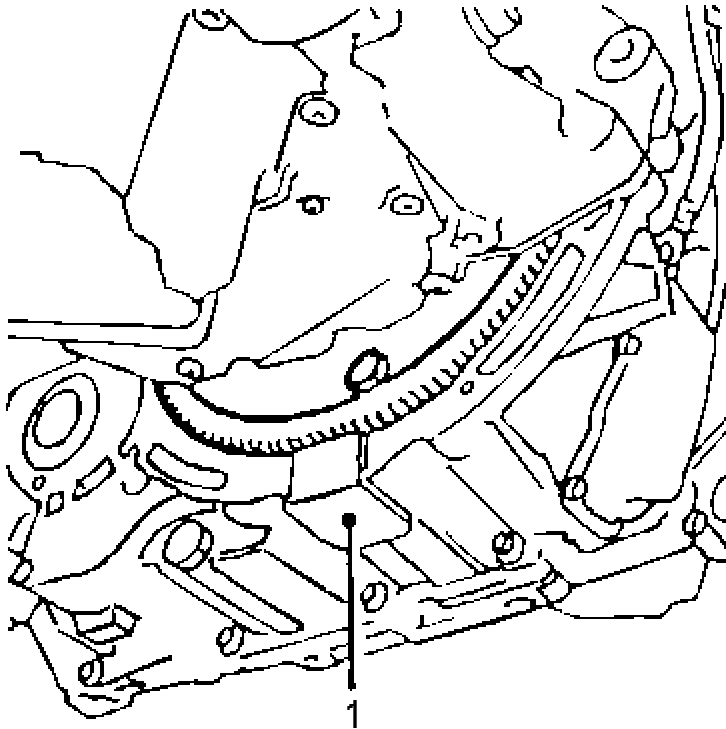
Parts required

Drill bit, 5 mm

Thread tap, M6

Oil

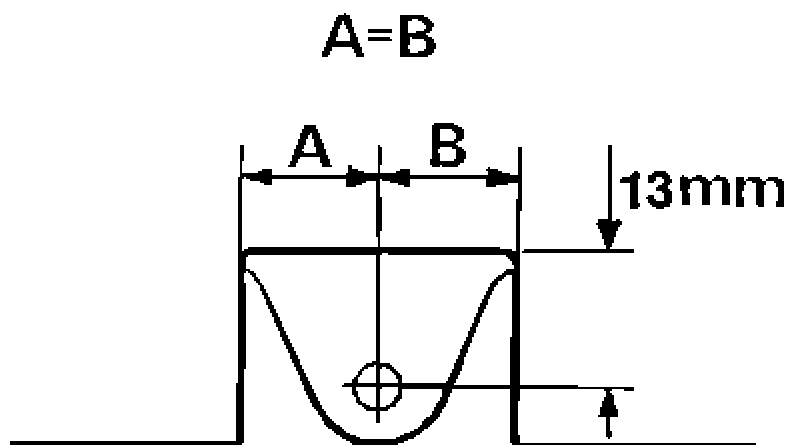
Procedure



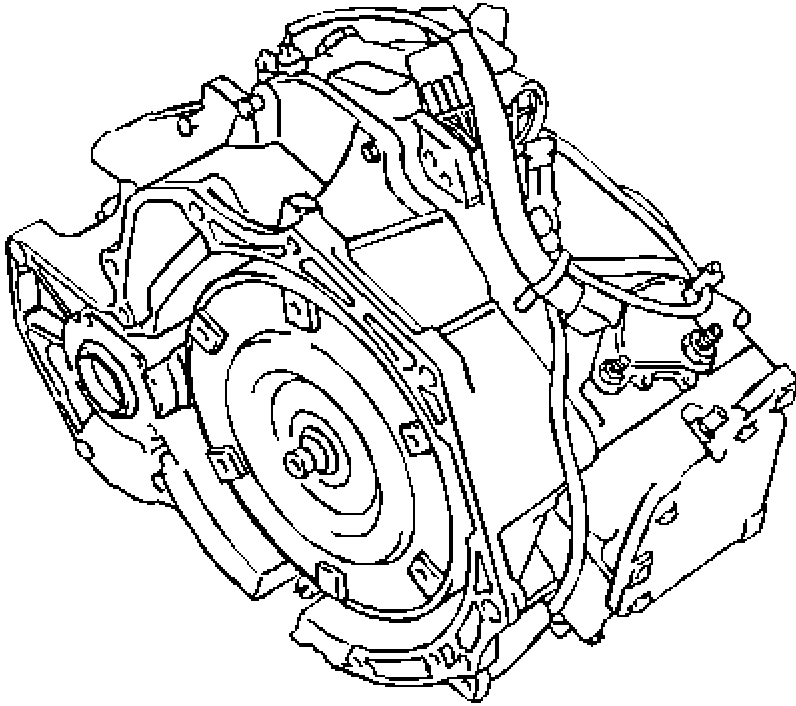
D104-B601

1. Jack up the car and remove the rubber plug under the torque converter housing.
2. Measure the position of the hole to be drilled, see Fig., and mark the place with a centre punch.

2



D104-B602



D104-B604

3. Drill a hole as marked.
4. Clean the hole, removing all swarf, and cut a thread in it. Use oil on the tap.
5. Remove any swarf and mount the holding tool.