

SERVICE INFORMATION

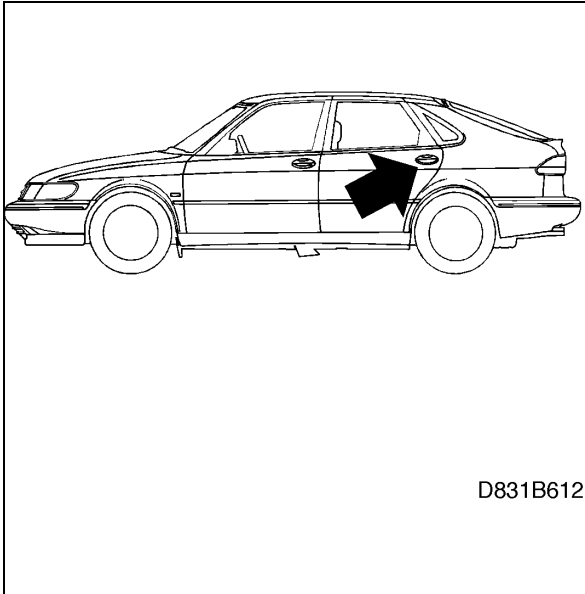
Number: 831-1823

Year: 1998

Month: JANUARY

Market: ALL

Rear doors, difficult to open from outside



Cars affected

Saab 900 5D, M94 - up to and including VIN W2004634.

Background

After a period of use, the rear doors may gradually become more difficult to open from outside. The problem occurs especially in warm climates.

The cause of this problem is that the thread in the adjusting nut to the exterior door handle loses its grip on the pull bar between the handle and the lock.

Rectify after customer complaint.

Parts required

79 71 518 Lock washer (CA: 30509010)

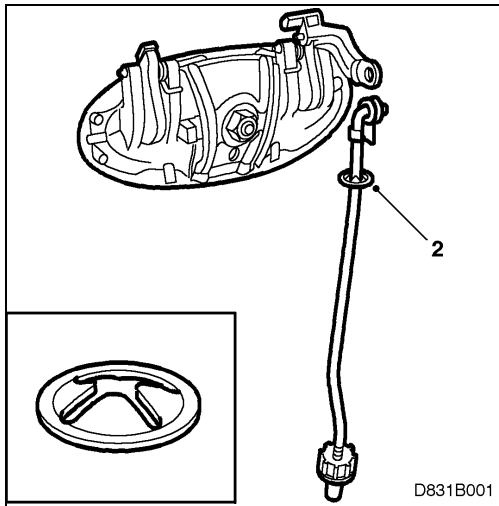
45 50 828 Water drainage, LH (CA: 30554912)

45 50 836 Water drainage, RH (CA:30554913)

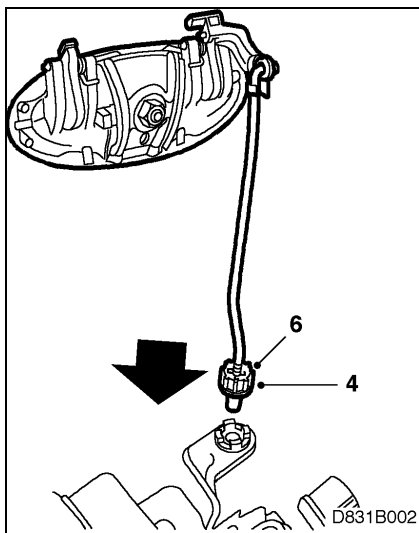
Procedure

- 1 Remove the outer door handle. See "8. Doors and locks, Adjustment/replacement, Replacing door handle, rear door". Undo the door crash protector for better accessibility.

- 2 Undo the pull bar from the door handle and press on lock washer 79 71 518 (not all the way to the adjusting nut). Replace the pull bar on the door handle.



- 3 Fit the door handle to the door.
- 4 Adjust the nut on the pull bar between the door handle and the lock so that there is a small amount of noticeable play in the outer door handle.



- 5 Open and close the door a number of times and check the operation of the door lock.
- 6 Lock the adjusting nut by pressing the lock washer against it (so that the nut cannot move upwards).
- 7 Reinstall all removed parts. See "8. Doors and locks, Adjustment/replacement, Replacing door handle, rear door".
If the water drainage breaks, replace it with part no. 45 50 828 left / 45 50 836 right.

8 Open and close the door a number of times and check the operation of the door lock.

Warranty/Time information

Failed Object: 83434

Fault/Reason code: 71

Location code: 09

Warranty Type (US): 01

Repair/Action code: 05

Labour Operation (US): 83440 0.3, straight time 0.2

(CA: B4640 L/Side, B4641 R/Side)

Time: 0.5 each side